



# 2025

FRANKLIN COUNTY PROFILE




# LOCATION, ACCESS, AND INFRASTRUCTURE

**F**ranklin County boasts a strategic location and exceptional access to thriving industrial and consumer markets. Positioned along I-81, one of the busiest interstates in the United States, the county is within a one-day drive of more than **50%** of the North American population—making it an ideal hub for business and commerce.

In preparation for a prosperous future, Franklin County has introduced its latest 10-year comprehensive plan, *Imagine Franklin County 2035*. This forward-thinking initiative outlines a roadmap for growth, development, and community enhancement.

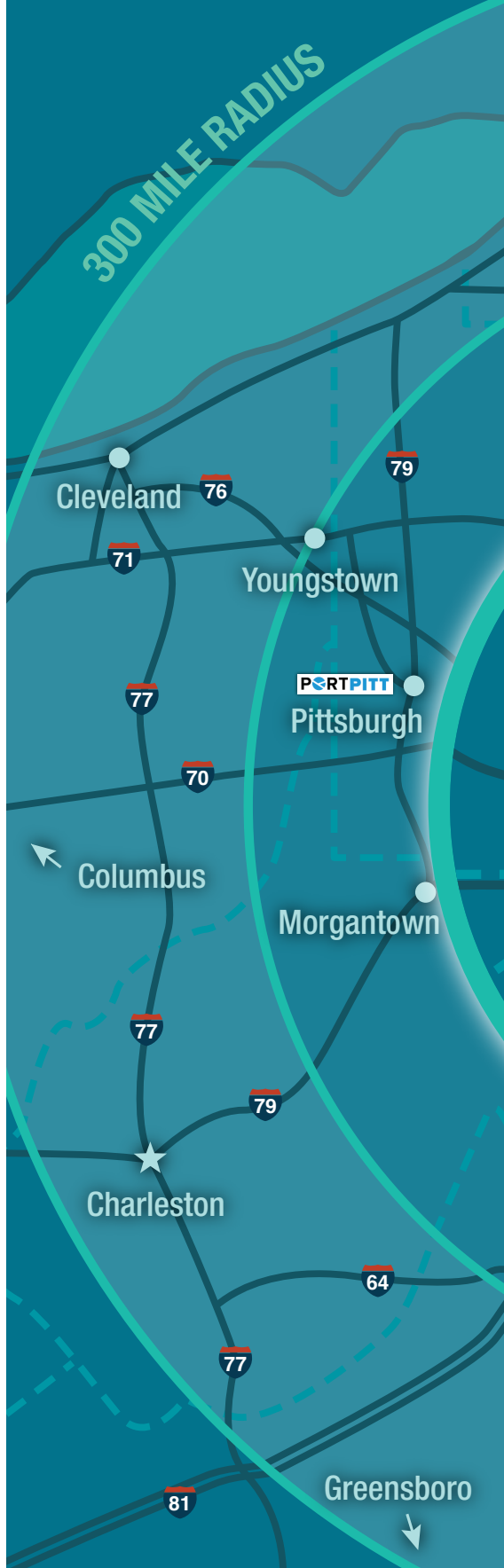
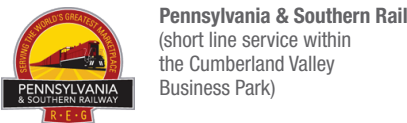
Learn more by visiting <https://www.franklincountypa.gov/imagine-franklin-2035/>

## Highways



Extensive network of state owned/maintained roadways

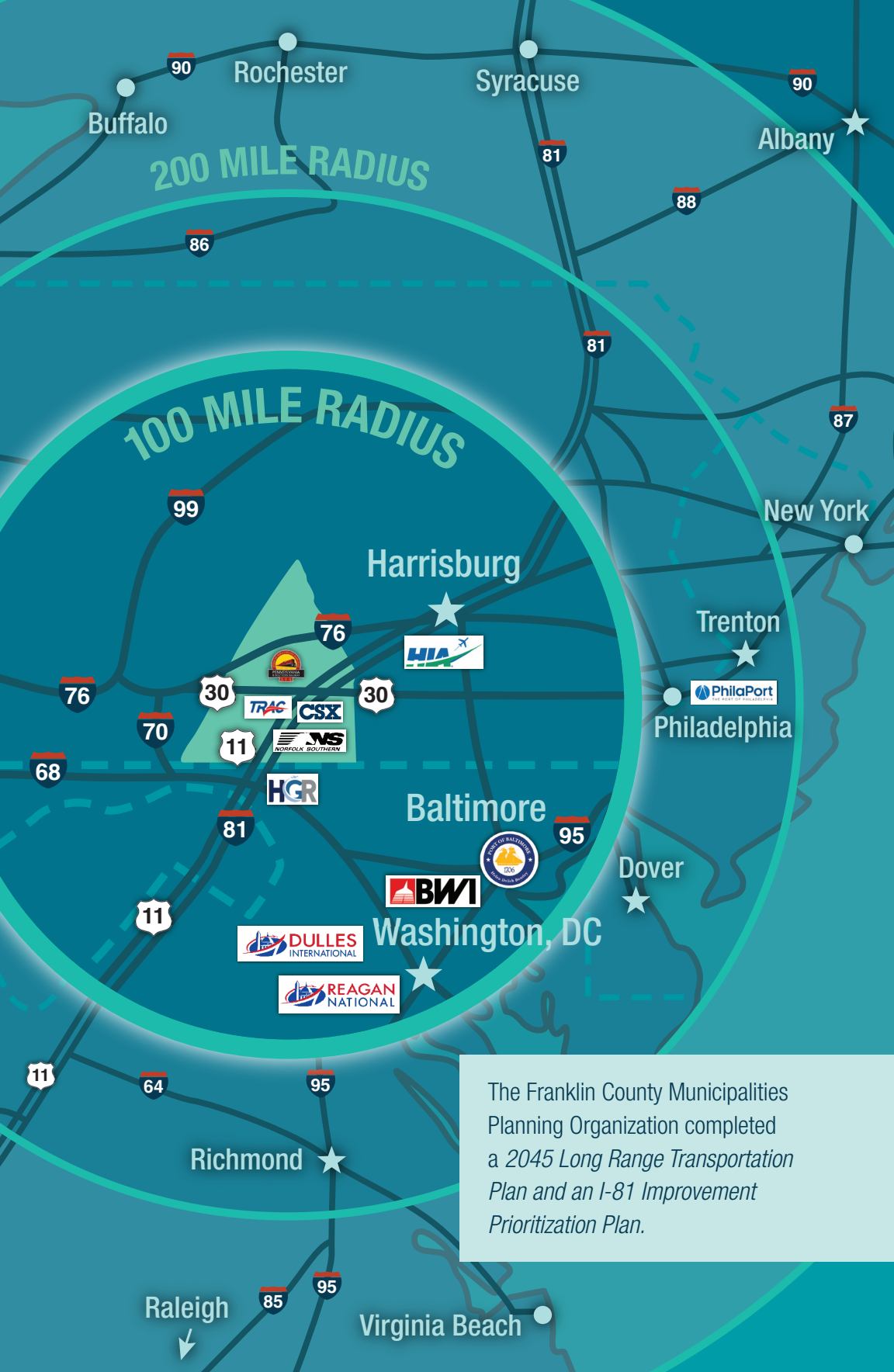
## Rail



## Air



75 Minutes



The Franklin County Municipalities Planning Organization completed a *2045 Long Range Transportation Plan* and an *I-81 Improvement Prioritization Plan*.

## Water



60 Minutes



General Aviation/10 Minutes



75 Minutes



3 Hours



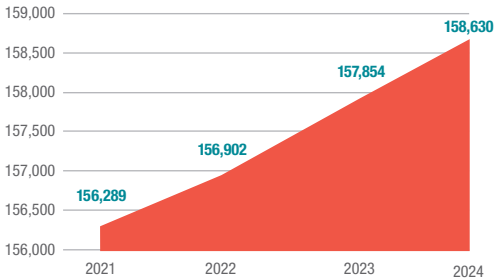
3 Hours

# SOCIO-ECONOMIC PROFILE

## Demographics

### Population

Our county population continues to be one of the fastest growing in the entire state **and is projected to surpass 160,000 residents by 2027.**



Source: Lightcast Economic Overview, Franklin County, PA, Q4 2024

## Skilled Talent

Franklin County's strategic location along Interstate 81 plays a vital role in attracting skilled talent from the Quad-State Region, including Maryland, West Virginia, and Virginia, as well as neighboring counties across southcentral Pennsylvania. The region is home to a robust civilian labor force of over **625,000** highly skilled and reliable workers, all within a 50-mile radius of the heart of Franklin County. This workforce is a cornerstone of the county's economic growth and development.

*In 2024, total jobs in Franklin County were up 2% reaching 62,100, outpacing statewide averages. Labor participation rates average 60%.*

Source: US Bureau of Labor Statistics, Labor Force Data by County, December 2024

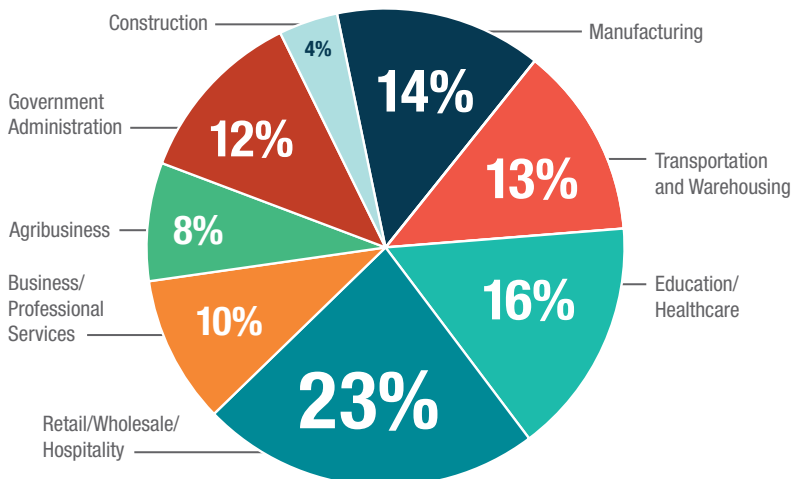
49% Male

51% Female

Median Age 42.2 years

## Economic Snapshot

Franklin County boasts an extremely **diversified economy.**



***3.0% unemployment rate in December 2024... below state and national averages.***

Source: PA Department of Labor and Industry, Workforce Information News Release, Chambersburg-Waynesboro MSA, December 2024

***Average hourly wage in Franklin County is \$25.54 per hr across all occupations.***

Source: PA Department of Labor and Industry, Center for Workforce Information and Analysis, Franklin County Profile December 2024

## Major Employers

Some of the most recognized companies in the world call Franklin County home.

1. WellSpan Health
2. Letterkenny Army Depot
3. Wal-Mart Associates Inc.
4. Chambersburg Area School District
5. Target Corporation
6. Manitowoc Crane Group
7. Martin's Famous Pastry Shoppe Inc
8. Ventura Foods LLC
9. Ulta Beauty Distribution LLC
10. Franklin County Government

Employment is approximate and subject to change. Prepared by the FCADC, January 2023

***There are more than 3,422 registered businesses in Franklin County.***

Franklin County's world-class manufacturers were the driving force behind the local economy in 2024, contributing over **\$1.4 billion** to the County's GDP—the highest of any sector. Healthcare and Transportation/Logistics also played significant roles, each contributing nearly **\$800 million**. Across all sectors, Franklin County's total GDP reached an impressive **\$7.5 billion** in 2024, underscoring the county's economic strength and diverse industry base.

Source: Lightcast Economic Modeling Q4 2024 Data Set, December 2024

***There is nearly 24 million square feet of logistics space in Franklin County. In 2007, Franklin County had 8+ Million.***

## Agribusiness continues to be a major component of Franklin County's economy.

The county proudly ranks **2nd** in the state for the production of milk, cattle, apples, peaches, and corn for silage. To date, over **19,500** acres of agricultural land and **157** family farms have been preserved, ensuring the sustainability of local farming for future generations.

***By the numbers: Franklin County ranks 10th for acres preserved in PA.***

***By the numbers: There are more than 1,400 family farms in Franklin County.***

***53% of County land is in agriculture...ranking 4th in the state.***

Source: PA Annual Ag Bulletin 2023-2024 & Franklin County Planning Department November 2024

# FRANKLIN COUNTY IS A GREAT PLACE TO WORK, LIVE, AND PLAY

**Franklin County** is committed to building the talent that growing businesses need by offering a broad spectrum of quality educational opportunities. From preschool to post-secondary education, residents have access to diverse programs designed to support lifelong learning and workforce development.

## Education

- 6 Public School Districts
- CareerTech

**Post Secondary Institutions serving Franklin County include:**



## Healthcare

Our expanding healthcare systems are focused on Patient Care.



## Housing

Franklin County offers an expanding range of affordable housing opportunities.



**By the numbers:**  
**\$236,300**  
Median Home Value

- 67,461 Total estimated housing units with 73% owner occupied
- \$1,613 Average monthly housing ownership costs (with mortgage)
- \$1,071 Average gross rental costs

- Median Household income: \$74,946 **UP \$3,000** from 2023!
- There were more than 750 new residential development lots created in Franklin County in 2024.

## Taxes

Pennsylvania offers a business-friendly tax environment by not levying taxes on inventory, tangible personal property, machinery, or equipment. Additionally, machinery and equipment used directly in the manufacturing process are exempt from state sales tax, providing significant savings for manufacturers.

**The following is a summary of the most common business taxes.**

### Personal Income Tax (PIT)

The current rate is **3.07%**.

### Corporate Net Income Tax (CNI)

The current rate is **7.99%**.  
*(.05% reduction for each subsequent year until the rate reaches 4.99%... the 9th lowest in the Country.)*

### Sales & Use (SUT) Tax

The current SUT is **6.0%**.

## Tourism

Tourism is a vital contributor to Franklin County's economy, drawing more than **500,000** visitors annually. These visits generate a direct economic impact of **\$378 million**, supporting **1,850 hotel rooms** and over **2,500 hospitality jobs**. The tourism industry not only boosts local businesses but also highlights the unique attractions and vibrant culture that make Franklin County a premier destination.

Source: Franklin County Visitor's Bureau, December 2024





1900 Wayne Road  
Chambersburg, PA 17202  
717.263.8282  
717.263.0662 fax



fcadc.com

YouTube Channel



Scan here